



Report Parameters

Outcome Space: **Program - TMU BA in Biblical Studies - Biblical Counseling**

Level: **Program**

Term: **2022 Fall TMU Trad, 2023 Fall TMU Trad and 2 more...**

Student Minor: **No records found!**

Student Concentration: **No records found!**


Detail Level: **Outcome**



Campus Code: **No records found!**


Delivery Mode: **No records found!**

[Edit Report Parameters](#)

Outcome Set	Outcome Code	Outcome Description	Total Assessments	Outcome Rubric Distribution	Success
TMU BA in Biblical Studies - Biblical Counseling	U.BA.BIB.BC.01	Demonstrate the correct application of hermeneutical principles to develop an interpretation of a biblical text including a foundational working knowledge of biblical Greek.	244	<p>95.1% 4.9%</p>	95 %

Outcome Set	Outcome Code	Outcome Description	Total Assessments	Outcome Rubric Distribution	Success										
TMU BA in Biblical Studies - Biblical Counseling	U.BA.BIB.BC.02	Explain the foundational theological principles of biblical counseling with particular focus on the doctrines of inspiration, inerrancy, and sufficiency of the Scriptures, leading to the ability to biblically interact with and respond to current trends, conceptual approaches, and practices in the counseling field.	299	 <table border="1"> <tr> <th>Rubric Level</th> <th>Percentage</th> </tr> <tr> <td>Green</td> <td>61.9%</td> </tr> <tr> <td>Yellow</td> <td>20.1%</td> </tr> <tr> <td>Orange</td> <td>9.7%</td> </tr> <tr> <td>Red</td> <td>8.4%</td> </tr> </table>	Rubric Level	Percentage	Green	61.9%	Yellow	20.1%	Orange	9.7%	Red	8.4%	82 %
Rubric Level	Percentage														
Green	61.9%														
Yellow	20.1%														
Orange	9.7%														
Red	8.4%														
TMU BA in Biblical Studies - Biblical Counseling	U.BA.BIB.BC.03	Explain from Scripture the role of biblical counseling within the larger work of the church; particularly its relationship to evangelism and discipleship.	205	 <table border="1"> <tr> <th>Rubric Level</th> <th>Percentage</th> </tr> <tr> <td>Green</td> <td>67.8%</td> </tr> <tr> <td>Yellow</td> <td>16.1%</td> </tr> <tr> <td>Orange</td> <td>8.8%</td> </tr> <tr> <td>Red</td> <td>7.3%</td> </tr> </table>	Rubric Level	Percentage	Green	67.8%	Yellow	16.1%	Orange	8.8%	Red	7.3%	84 %
Rubric Level	Percentage														
Green	67.8%														
Yellow	16.1%														
Orange	8.8%														
Red	7.3%														

Outcome Set	Outcome Code	Outcome Description	Total Assessments	Outcome Rubric Distribution	Success
TMU BA in Biblical Studies - Biblical Counseling	U.BA.BIB.BC.05	Demonstrate a consistent pattern of biblically-based self-reflection leading to growth in Christ-like character qualities necessary for effective biblical counseling.	1058	 <p>71.6% 22.4% 2.6% 3.4%</p>	94 %
TMU BA in Biblical Studies - Biblical Counseling	U.BA.BIB.BC.4	Based on interaction with and data gathering about a counselee, develop a counseling methodology that effectively applies a broad range of relevant biblical passages to counselee issues; in particular core issues of the heart, and understanding the centrality of the gospel as the basis for biblical change that leads to true worship.	189	 <p>96.3% 3.7%</p>	100 %

Outcome Set	Outcome Code	Outcome Description	Total Assessments	Outcome Rubric Distribution	Success
		Average Student Performance Level across all PLOs	1995	 <p>A horizontal stacked bar chart representing the distribution of student performance across four rubric categories. The categories are color-coded: green (74.9%), yellow (16.9%), orange (3.8%), and red (4.4%). The total length of the bar represents the cumulative percentage of students in these categories.</p>	92 %



Report Parameters

Outcome Space: **Program - TMU BA in Biblical Studies - Biblical Languages**

Level: **Program**

Term: **2023 Spring TMU Trad, 2024 Spring TMU Trad**

Student Concentration: **No records found!**

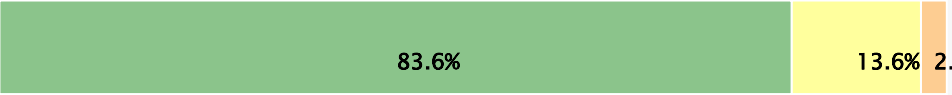
Detail Level: **Outcome**

Campus Code: **No records found!**

Delivery Mode: **No records found!**

[Edit Report Parameters](#)

Outcome Set	Outcome Code	Outcome Description	Total Assessments	Outcome Rubric Distribution	Success
TMU BA in Biblical Studies - Biblical Languages	U.BA.BIB.BL.01	Translate both the Hebrew and Greek text with the use of standard aids giving attention to correct morphology, syntax, vocabulary, and structure.	66	<p>81.8% 15.2% 3.0%</p>	97 %
TMU BA in Biblical Studies - Biblical Languages	U.BA.BIB.BL.02	Demonstrate mastery of basic Greek and Hebrew vocabulary.	44	<p>86.4% 11.4% 2.3%</p>	98 %

Outcome Set	Outcome Code	Outcome Description	Total Assessments	Outcome Rubric Distribution	Success
		Average Student Performance Level across all PLOs	110	 <p>83.6% 13.6% 2.7%</p>	97 %



Report Parameters

Outcome Space: **Program - TMU BA in Biblical Studies - Biblical Studies**

Level: **Program**

Term: **2022 Fall TMU Trad, 2023 Fall TMU Trad and 1 more...**

Student Concentration: **No records found!**


Detail Level: **Outcome**

Campus Code: **No records found!**

Delivery Mode: **No records found!**

[Edit Report Parameters](#)

Outcome Set	Outcome Code	Outcome Description	Total Assessments	Outcome Rubric Distribution	Success
TMU BA in Biblical Studies - Biblical Studies	U.BA.BIB.BE.02	Demonstrate a working knowledge of available written and electronic Bible study tools.	24	<p>83.3% 8.3% 8.3%</p>	92 %
TMU BA in Biblical Studies - Biblical Studies	U.BA.BIB.BE.03	Produce undergraduate-level written research in Bible-related topic areas.	96	<p>83.3% 8.3% 8.3%</p>	92 %
TMU BA in Biblical Studies - Biblical Studies	U.BA.BIB.BE.04	Effectively communicate biblical truths in teaching settings.	100	<p>100.0%</p>	100 %

Outcome Set	Outcome Code	Outcome Description	Total Assessments	Outcome Rubric Distribution	Success
		Average Student Performance Level across all PLOs	220	 <p>A horizontal stacked bar chart representing the distribution of student performance across three rubric levels. The green segment represents 90.9%, the yellow segment represents 4.5%, and the red segment represents 4.5%. The total length of the bar represents the total number of assessments, which is 220.</p>	95 %



Report Parameters

Outcome Space: **Program - TMU BA in Biblical Studies Christian Education/Ministry**

Level: **Program**

Term: **2022 Fall TMU Trad, 2023 Fall TMU Trad and 2 more...**

Student Concentration: **No records found!**

Detail Level: **Outcome**

Campus Code: **No records found!**

Delivery Mode: **No records found!**

[Edit Report Parameters](#)

Outcome Set	Outcome Code	Outcome Description	Total Assessments	Outcome Rubric Distribution	Success
TMU BA in Biblical Studies Christian Education/Ministry	U.BA.BIB.CE.02	Explain the key components and structure of the instructional framework.	122	<p>95.1% 4.9%</p>	100 %
Average Student Performance Level across all PLOs			122	<p>95.1% 4.9%</p>	100 %



Report Parameters

Outcome Space: **Program - TMU BA in Biblical Studies - Core**

Level: **Program**

Term: **2022 Fall TMU Trad, 2023 Fall TMU Trad and 2 more...**

Student Concentration: **No records found!**


Detail Level: **Outcome**

Campus Code: **No records found!**

Delivery Mode: **No records found!**

[Edit Report Parameters](#)

Outcome Set	Outcome Code	Outcome Description	Total Assessments	Outcome Rubric Distribution	Success
TMU BA in Biblical Studies - Core	U.BA.BIB.01	Demonstrate a working knowledge of either Greek or Hebrew at a level appropriate for the emphasis.	99	<p>81.8% 15.2% 3.0%</p>	97 %
TMU BA in Biblical Studies - Core	U.BA.BIB.02	Correctly apply hermeneutical principles to develop an interpretation of a biblical text.	582	<p>89.7% 3.1% 7.2%</p>	93 %
TMU BA in Biblical Studies - Core	U.BA.BIB.04	Describe the concept of vocation from a biblical perspective.	189	<p>92.1% 6.3% 1.6%</p>	98 %

Outcome Set	Outcome Code	Outcome Description	Total Assessments	Outcome Rubric Distribution	Success
		Average Student Performance Level across all PLOs	870	 <p>89.3% 5.2% 3.2%</p>	94 %



Report Parameters

Outcome Space: **Program - TMU BA in Biblical Studies - Global Studies**

Level: **Program**

Term: **2022 Fall TMU Trad, 2023 Fall TMU Trad**

Student Concentration: **No records found!**

Detail Level: **Outcome**

Campus Code: **No records found!**

Delivery Mode: **No records found!**

[Edit Report Parameters](#)

Outcome Set	Outcome Code	Outcome Description	Total Assessments	Outcome Rubric Distribution	Success
TMU BA in Biblical Studies - Global Studies	U.BA.BIB.GS.04	Articulate the theological rationale for the missional role of the local church.	48	100.0%	100 %
TMU BA in Biblical Studies - Global Studies	U.BA.BIB.GS.06	Articulate the gospel and explain the grand scheme of redemption.	45	100.0%	100 %
Average Student Performance Level across all PLOs			93	100.0%	100 %



Report Parameters

Outcome Space: **Program - TMU BA in Biblical Studies in Theology**

Level: **Program**

Term: **2024 Spring TMU Trad**

Student Concentration: **No records found!**

Detail Level: **Outcome**

Campus Code: **No records found!**

Delivery Mode: **No records found!**

[Edit Report Parameters](#)

Outcome Set	Outcome Code	Outcome Description	Total Assessments	Outcome Rubric Distribution	Success
TMU BA in Biblical Studies in Theology	U.BA.BIB.TH.01	Identify the significant individuals who have shaped the development of historical theology and describe the contributions of each.	12	<p>83.3% 16.7%</p>	83 %
Average Student Performance Level across all PLOs			12	<p>83.3% 16.7%</p>	83 %



Report Parameters

Outcome Space: **Program - TMU BA in Biblical Studies in Theology**

Level: **Program**

Term: **2024 Spring TMU Trad**

Student Concentration: **No records found!**

Detail Level: **Outcome**

Campus Code: **No records found!**

Delivery Mode: **No records found!**

[Edit Report Parameters](#)

Outcome Set	Outcome Code	Outcome Description	Total Assessments	Outcome Rubric Distribution	Success
TMU BA in Biblical Studies in Theology	U.BA.BIB.TH.01	Identify the significant individuals who have shaped the development of historical theology and describe the contributions of each.	12	<p>83.3% 16.7%</p>	83 %
Average Student Performance Level across all PLOs			12	<p>83.3% 16.7%</p>	83 %